

# *Legend* with Face Mix




*Where function meets style*

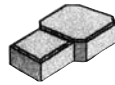


**ABBOTSFORD**  
CONCRETE PRODUCTS

**Oldcastle APG**  
A CRH COMPANY




Landscaping in the new millennium blends informality with urban flair. To match this mood, Abbotsford Concrete designers have created **Legend**, which is a stylish stone that is quick and easy to install.



**Full Stone**

Length: 9" (230mm)  
 Width: 5-1/2" (140mm)  
 Thickness: 2-3/8" (60mm)  
 Area: 3.5 stones / ft<sup>2</sup>  
 38 stones / m<sup>2</sup>



**Edge Stone**

Length: 9" (230mm)  
 Width: 4-1/2" (115mm)  
 Thickness: 2-3/8" (60mm)  
 Area: 4 stones / ft<sup>2</sup>  
 43 stones / m<sup>2</sup>



**How to get a professional look.**


1. Compact and level the sub-base.
2. Backfill with 4" to 10" (100-250mm) of 3/4" minus road mulch or equivalent compacted granular fill.
3. Spread 1" (25mm) of concrete sand over fill. Avoid walking on the prepared base as this may cause the finished surface to be uneven.
4. Place Legend pavers in the desired pattern close together. The spacing should be consistent to help maintain a uniform pattern. Pavers can be cut to fit with a paver cutter or masonry saw.
5. Compact pavers with a mechanical plate compactor until level and firmly in place.
6. Fill joints completely by sweeping Abbotsford Concrete's joint sand across the surface, then compacting until joints are completely filled. The area is now ready for immediate use.

Our pavers are made with the unique **Face Mix** two layer process. In this process, the wearing surface of the paver is composed of uniformly graded hard, sharp granite aggregate, high cement content and a correspondingly high pigment content.

This results in a dense high strength surface, more intense color stability and greater abrasion resistance than traditional paving stones. The balance of the paver is composed of high strength compressed concrete.



Red\*



Red/Black\* Blend



Shadow\* Blend



Indian Summer\* Blend



Desert Sand\* Blend

While the colors shown here are represented as accurately as possible, they should only be used as a guide. Actual samples should be viewed before making a final color selection.

\*For best results, blocks should be installed from several pallets to ensure color consistency, especially with multi-color blends.



**Specifications:**

**ABBOTSFORD CONCRETE PRODUCTS**

Pavers are manufactured to ASTM C936/C936M-18 and CSA A231.2-19 specifications.

HydraPressed Slabs to ASTM C1782/C1782M-19 and CSA A231.1-19 specifications.

**Concrete strength:** 8000 PSI (55 MPA)

**Absorption:** shall not exceed 5%

**Weight:** 2-3/8" (60mm): approx. 28lbs/ft<sup>2</sup> (140kg/m<sup>2</sup>)  
 3-1/8" (80mm): approx. 37lbs/ft<sup>2</sup> (182kg/m<sup>2</sup>)

Visit our website at

[www.pavingstones.com](http://www.pavingstones.com)

for our complete product guide, color selection, design details and photo gallery, or call toll free 1-800-663-4091.

