



PisaLite®

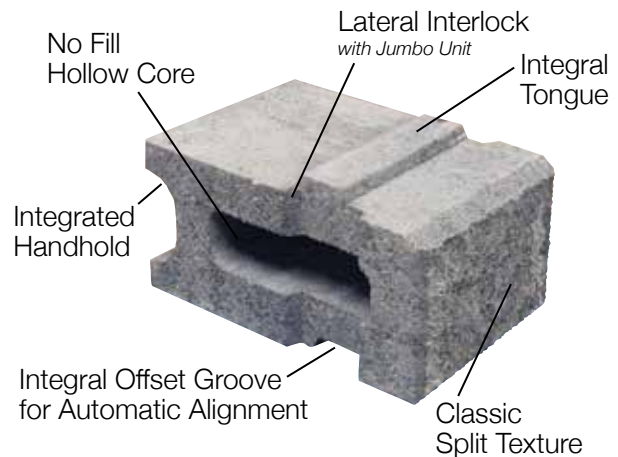


ABBOTSFORD
CONCRETE PRODUCTS

 **Oldcastle APG**
A CRH COMPANY

www.pavingstones.com

The PisaLite® Wall System



The PisaLite® system is a modular concrete retaining wall system that is used to stabilize and contain earth embankments, large or small.

The PisaLite® system is based on the principles and designs of the PisaStone system developed in the 1970's. Since then, hundreds of successful installations were completed. During this period the requirements of designers, installers and owners were further refined and identified.

There are many applications for PisaLite® retaining walls. Most examples can be divided into two configurations: landscape applications and or structural applications.

In landscape applications, the primary purpose of retaining walls is aesthetic in nature. Some examples of PisaLite® landscape uses are planters, driveway edging, steps, tree wells, and smaller garden retaining walls. Most landscape applications call for walls under 1.0m (3') in height, with minimal loads being applied to the wall. Consequently, most landscape walls are built as conventional SRWs.

In structural applications, the primary function of retaining walls is to provide structure and strength to steep slopes or cuts. Some common structural uses for PisaLite® retaining walls are high walls, some in excess of 4.0m (12'); walls required to support parking, roads, or highways; and erosion protection along streams or lakes. In all of these cases, geosynthetic reinforcement is used.

The PisaLite® system is supported by Abbotsford Concrete Products and Risi Stone Systems. Abbotsford Concrete Products will make every attempt to answer your general questions and they will gladly provide customers with answers for site-specific applications. The Vespa.RS design software also helps to provide solutions for specific site designs. Unique applications often necessitate the assistance of a professional engineer. Risi Stone Systems can provide these solutions through its Engineering Design Assistance program.

Features & Advantages

The PisaLite® system has a number of features that make the system unique. Each of these features has been developed to give a PisaLite® retaining wall the advantages of increased beauty, simplified installation, and greater strength. These features benefit the owner by lowering the entire cost of the retaining wall, both during installation and well into the future.

Modular Retaining Wall System

Wall is flexible, yet retains its structural characteristics.

- The wall can absorb minor movements due to frost or settlement.
- Requires minimal embedment below grade.

A compacted granular base is all that is required.

- Reduces the cost by not requiring an expensive structural footing.

Core does not require filling and compaction

- Ensures maximum resistance to overturning forces.
- Saves time and money.

Manufactured From 35 MPA (5000 PSI) Concrete

- Provides wall with greater durability.
- Less susceptible to freeze-thaw deterioration.
- Less likely to be broken by handling or in transit.

Tongue and Groove Interlock

Interlocking mechanism moulded into the units so there are no separate pins or clips.

- Increases installation rates.
- Ensures maximum shear connection between units.

Units are dry-stacked.

- Lower costs because no mortar is used in the construction.
- Minimal training is required to achieve excellent installation results.

Units are self-aligning and self-battering.

- 3/4" setback per course or 7° batter
- Once the first course is laid flat and levelled, there is no need for continual measuring and adjusting.

Creates a continuous interlock throughout the wall face.

- Makes a stronger, more damage-resistant wall.

Chamfered Face

The face of the PisaLite® stone is produced with a chamfer on all four sides.

Size and Weight

Units are well-balanced, easy to handle, and have a moulded finger hold.

- Units can be held by a single person for quicker installation.

Manufacturing method ensures a uniform height for each unit.

- Courses remain at fixed elevations and should not require shimming.

PisaLite® with Geogrid Reinforcement

Ability to construct higher walls.

- Can utilize site soil to infill the geogrids, consequently lowering disposal and extra material charges.
- Can use the same facia throughout a site on lower conventional SRWs and higher geogrid reinforced SRWs.

90° Corner Units

Manufactured to speed construction.

- Offers a finished appearance to the wall.
- Initiates the correct running bond pattern.
- Increases the strength of corners.
- Saves time during installation.

RisiLights

Provide illumination for stairs or landscape accents; blend into the wall during daylight.

RisiSounds

Provide an audio speaker system that blends into the wall.

Complementing Accessories

All the standard features for retaining walls can be supplied by Abbotsford Concrete Products dealer representatives.







- Saves time during installation.
- Creates a uniform, finished look for the wall.

Technical Support and Engineering Design Assistance

Technical expertise developed over forty years through experience and testing is available to customers.

- Ensures that retaining walls are correctly designed and constructed.
- Advanced software is available to help designers generate stable retaining wall structures.

Block Details

PisaLite® System Units		Width mm / inches	Height mm / inches	Depth mm / inches	Weight Kg / Lbs
	Standard	200 / 7 7/8"	150 / 5 7/8"	300 / 11 7/8"	14.0 / 31
	Tapered	200 / 7 7/8"	150 / 5 7/8"	300 / 11 7/8"	13.2 / 29
	Jumbo <i>(Functions Horizontally or Vertically)</i>	300 / 11 7/8"	150 / 5 7/8"	300 / 11 7/8"	20.0 / 44
	Half	100 / 3 7/8"	150 / 5 7/8"	300 / 11 7/8"	6.8 / 15
	Corner	200 / 7 7/8"	150 / 5 7/8"	300 / 11 7/8"	18.2 / 40
	Cap	610 / 24"	80 / 3 1/8"	330 / 13"	33.1 / 73

True dimensions are in Metric, Imperial dimensions are soft conversions.

Colors

Abbotsford Concrete Products manufactures PisaLite® in six attractive color blends that can be used individually or can be combined with each other to create a unique palette to complement any project.



Granite



Charcoal



Natural



Moroccan Sunset



Sandalwood



La Jolla

Patterns

 Laying Pattern  Integration  Cutting Required

Offset Runner Bond

100% Standard



Offset Runner Bond

100% Jumbo



Pattern One

50% Standard | 38% Jumbo | 12% Half



Pattern Two


46% Standard | 46% Jumbo | 8% Half



■ Laying Pattern ■ Integration ■ Cutting Required


Pattern Three

54% Standard | 28% Jumbo | 18% Half



Pattern Four

54% Standard | 28% Jumbo | 18% Half



Pattern Five

53% Standard | 40% Jumbo | 7% Half



Pattern Six

41% Standard | 47% Jumbo | 12% Half





Where Function & Style Meet

Abbotsford Concrete Products Ltd. has been an innovative industry leader in the manufacturing of Segmental Systems for more than two decades. Our state of the art manufacturing facility ensures that you receive the best products, which meet or exceed strict ASTM or CSA Standards.

www.pavingstones.com | Toll Free: **1.800.663.4091**

Manufactured under licence from



RisiStone
retaining wall systems

www.risistone.com
Toll Free: **1.800.626.WALL**

The proprietary products and designs described herein are covered under one or more of the following: US Pat. 4,490,075 • US Pat. 4,815,897US • Pat. D 403,437
US Pat. D 403,438 • Cdn. Pat. 1,182,295 • Cdn. Pat. 1,204,296 • Ind. Des. 85,102
Ind. Des. 95,276. Other domestic and foreign patents and designs are pending.